

KALO CAPITAL MANAGEMENT, LP

October 2, 2013

Monthly Report - Kalo Emerging Growth with Reduced Volatility Strategy

Dear Investor:

For the month ended September 30, 2013, the Kalo Capital Management, LP fund gained 2.0% on a gross basis (+1.5% net), versus a gain of 6.2% for the Russell 2000.

Historical Performance - Emerging Growth with Reduced Volatility

		Jan	Feb	Mar	Apr	May	Jun	Jul	Aug	Sep	Oct	Nov	Dec	Year	Incep.
2013	Gross	2.3%	2.7%	1.7%	1.3%	4.4%	3.1%	4.0%	1.1%	2.0%				25.0%	34.8%
	Net	2.2%	2.4%	1.3%	1.0%	3.5%	2.5%	3.2%	0.8%	1.6%				19.8%	23.0%
	Russ2000	6.2%	1.0%	4.4%	-0.4%	3.9%	-0.7%	6.9%	-3.3%	6.2%				26.4%	54.8%
	S&P500	5.0%	1.1%	3.6%	1.8%	2.1%	-1.5%	4.9%	-3.1%	3.0%				17.9%	44.3%
	EEM	-0.3%	-2.3%	-1.0%	1.2%	-4.8%	-5.3%	1.3%	-2.5%	7.2%				-6.9%	-6.5%
	Russ Micro	6.0%	0.5%	5.4%	-0.1%	4.5%	0.7%	7.6%	-2.9%	6.8%				31.9%	64.6%
	Alpha	-0.8%	2.1%	-0.8%	1.8%	2.3%	3.4%	0.9%	2.6%	-0.2%				11.9%	14.2%
	Beta (vs.R2000)	3.2%	0.5%	2.5%	-0.6%	2.0%	-0.3%	3.0%	-1.5%	2.2%				11.5%	18.5%
	Net Exp	54%	56%	55%	53%	48%	34%	52%	46%	36%				48%	41%
	Gross Long	80%	86%	79%	70%	67%	55%	65%	65%	53%				69%	66%

The Fund gained approximately 340 bps from long positions and lost 130 bps from short exposed positions. Gains were led by Tremor Video (TRMR) and Shutterstock (SSTK). Tremor Video operates as a middle man connecting consumer websites with video traffic and advertising agencies. They have a recurring business model with significant operating leverage. We suffered some losses in the past on TRMR as the stock sold off due to competitive concerns, much of which I felt were unwarranted. We stuck with most of our position on the way down (trimmed a bit), and then added to our position again when the stock showed signs of stabilizing. It then rebounded up to new highs during the month of September. We still hold a position as we feel there is much more upside to go, but have trimmed it in light of the higher valuation.

Losses were led by Outerwall (OUTR) and Fleetmatics (FLT). OUTR's stock was hit on pre-announced reduction in guidance numbers, due to a slowdown in sales at their Redbox kiosks. We still maintain our position and believe the stock to still be greatly undervalued due to its strong cash flows.

As can be seen on the chart below, our longs gained similar to the Russell 2000, but our shorts performed better than the market, for the month.

	Bps Gain/Loss	Avg Exposure	Average Performance
Longs	340	53%	6.5%
Shorts	(130)	-16%	8.0%
Russell 2000			6.2%

My Recap and Expectations

As I discussed in last month's report, we entered the month of September with concerns about Syria, Congress budget/deficit battles, and rising interest rates, and thus planned to keep a low exposure profile. It appears that we have dodged two of these bullet for now (Syria and interest rates), with the budget/deficit still very much a concern. See detail below on the three:

1) Syria: Syria has been put to the backburner given the last minute plan for diplomacy to rid Syria of their chemical weapons, averting a strike. I am quite skeptical about this plan working as hoped, but regardless, it appears to be off the front burner as an issue, and I expect this will be

KALO CAPITAL MANAGEMENT, LP

the case for several months. On a side note, new diplomacy with Iran has created some optimistic hope for more positives from the Middle East, but again I am skeptical.

2) Rising interest rates: The Federal Reserve surprised much of the market, deciding to push back its plan to begin tapering their monthly purchases, taking pressure off the market and rising interest rates. We have already seen interest rates fall back some, which should be a positive for the economy. It is difficult to know when discussion for a taper will start up again in earnest, but I'm less concerned about this now, as I feel that the market has already adjusted to some of this coming reality, and I believe any taper will be a slow process.

3) Budget/Deficit: As I write this report now, the government is in Shutdown mode. It is difficult to predict how the battle between Republicans and Democrats in Congress will flush out. But with little compromise being seen on either side, and the looming deficit cliff on October 17, it is very concerning. Combined with the fact that markets are at highs, it is easy to be hesitant and concerned about the market. The big surprise in my mind is that despite this risk, the markets are up! Even today on the first day of the shutdown. Why is that? I believe much has to do with the fund flows in the market. There is lots of investment money out there that needs to be invested somewhere, and with the threat of rising interest rates in the future, it is not simple to just move more into Treasuries and bonds, thus leaving money in equities which I believe is helping to support the market.

Not to be forgotten is the economy. As I have said for many months now, I continue to believe the economy is gradually improving, and am optimistic 2014 will be a continuation of this.

So what's the plan now? Given my concerns about the budget and deficit battle in Congress, I will maintain my current low exposure levels. A shift in the market's attitude towards this issue could happen in a swift and significant manner, thus I want my exposure levels to be lean. However, if Congress can somehow work towards a compromise solution that puts these issues to bed for several months or more, then I expect my optimism to be heightened, and I would increase exposure levels back to normal.

Other Events

I am happy to report that Kalo has officially moved over to Interactive Brokers, LLC as our prime broker and custodian. I expect significant benefits from this including lower commission rates, the ability to be paid to loan out shares in owned stocks that are hard to borrow, and better execution due to a more technologically advanced trading system. What this means to you is hopefully better returns.

I have also switched lawyers for the Fund, to Crow & Cushing, who I feel will be a better fit for Kalo.

Please feel free to call to discuss anything. I appreciate your continued support.

Sincerely,



Steven D. Friedman, CFA
Founder and Chief Investment Officer

Please note that Kalo's expectations and strategy can change regularly and the views expressed here may change.

KALO CAPITAL MANAGEMENT, LP

Historical Performance -Emerging Growth with Reduced Volatility

		Jan	Feb	Mar	Apr	May	Jun	Jul	Aug	Sep	Oct	Nov	Dec	Year	Incep.
2010	Gross Net										2.0%	1.7%	4.6%	8.5%	8.5%
											1.5%	1.3%	3.6%	6.5%	6.5%
	Russ2000										1.4%	3.4%	7.8%	12.9%	12.9%
	S&P500										1.6%	-0.2%	6.5%	7.9%	7.9%
	EEM										-0.3%	-2.9%	7.3%	3.9%	3.9%
	Russ Micro										2.2%	3.5%	9.5%	15.8%	15.8%
	Alpha										1.8%	-0.3%	1.3%	2.8%	2.8%
Beta (vs.R2000)										0.2%	2.0%	3.3%	5.5%	5.5%	
Net Exp										41%	57%	45%	48%	48%	
Gross Long										47%	71%	68%	62%	62%	
2011	Gross Net	0.8%	0.3%	0.7%	1.2%	-2.4%	-0.1%	-1.6%	-2.6%	-4.9%	2.3%	-2.1%	-0.8%	-9.1%	-1.4%
		0.5%	0.2%	0.4%	0.8%	-2.1%	-0.2%	-1.7%	-2.7%	-5.1%	2.1%	-2.2%	-1.0%	-10.5%	-4.7%
	Russ2000	-0.3%	5.4%	2.4%	2.6%	-2.0%	-2.5%	-3.7%	-8.8%	-11.4%	15.0%	-0.5%	0.5%	-5.5%	6.8%
	S&P500	2.3%	3.2%	-0.1%	2.8%	-1.4%	-1.8%	-2.1%	-5.7%	-7.2%	10.8%	-0.5%	0.9%	0.0%	7.9%
	EEM	-3.8%	0.0%	6.3%	2.7%	-2.9%	-1.0%	-1.0%	-9.2%	-17.9%	16.3%	-2.0%	-4.3%	-18.8%	-15.6%
	Russ Micro	-1.8%	5.4%	2.6%	1.6%	-2.1%	-3.1%	-2.7%	-10.6%	-11.2%	13.7%	-1.1%	1.4%	-9.9%	4.4%
	Alpha	1.0%	-1.4%	-0.1%	0.1%	-1.4%	1.1%	-0.4%	0.1%	-1.0%	-0.4%	-0.9%	-0.9%	-4.2%	-1.5%
Beta (vs.R2000)	-0.2%	1.8%	0.8%	1.0%	-1.0%	-1.1%	-1.0%	-2.6%	-3.9%	2.7%	-1.2%	0.1%	-4.8%	0.5%	
Net Exp	40%	39%	39%	40%	38%	31%	35%	28%	30%	29%	27%	32%	34%	37%	
Gross Long	68%	65%	71%	75%	74%	71%	67%	63%	66%	60%	55%	55%	66%	65%	
2012	Gross Net	5.3%	2.3%	0.8%	-2.5%	-2.8%	3.7%	-1.9%	3.6%	-0.2%	0.2%	0.4%	0.5%	9.4%	7.9%
		5.1%	2.2%	0.7%	-2.6%	-3.0%	3.6%	-2.0%	3.5%	-0.3%	0.1%	0.3%	0.4%	7.7%	2.7%
	Russ2000	7.0%	2.3%	2.4%	-1.6%	-6.7%	4.8%	-1.4%	3.2%	3.1%	-2.2%	0.4%	3.3%	14.6%	22.4%
	S&P500	4.4%	4.1%	3.1%	-0.7%	-6.3%	4.0%	1.3%	2.0%	2.4%	-2.0%	0.3%	0.7%	13.4%	22.4%
	EEM	11.0%	5.3%	-3.1%	-1.7%	-10.7%	5.0%	0.0%	0.4%	5.2%	-0.4%	1.6%	6.8%	19.0%	0.4%
	Russ Micro	8.7%	2.0%	4.1%	-1.7%	-6.6%	6.4%	-1.8%	2.7%	5.1%	-3.4%	0.2%	3.3%	19.5%	24.8%
	Alpha	2.5%	1.4%	0.0%	-1.9%	0.1%	2.2%	-1.6%	2.6%	-1.5%	1.4%	-0.3%	-1.2%	3.6%	2.1%
Beta (vs.R2000)	2.7%	0.9%	0.8%	-0.5%	-2.9%	1.4%	-0.3%	1.1%	1.3%	-1.1%	0.7%	1.7%	5.9%	6.3%	
Net Exp	44%	43%	40%	37%	39%	36%	35%	39%	43%	41%	45%	53%	41%	39%	
Gross Long	68%	71%	64%	55%	55%	57%	55%	59%	68%	72%	75%	83%	65%	65%	
2013	Gross Net	2.3%	2.7%	1.7%	1.3%	4.4%	3.1%	4.0%	1.1%	2.0%				25.0%	34.8%
		2.2%	2.4%	1.3%	1.0%	3.5%	2.5%	3.2%	0.8%	1.6%				19.8%	23.0%
	Russ2000	6.2%	1.0%	4.4%	-0.4%	3.9%	-0.7%	6.9%	-3.3%	6.2%				26.4%	54.8%
	S&P500	5.0%	1.1%	3.6%	1.8%	2.1%	-1.5%	4.9%	-3.1%	3.0%				17.9%	44.3%
	EEM	-0.3%	-2.3%	-1.0%	1.2%	-4.8%	-5.3%	1.3%	-2.5%	7.2%				-6.9%	-6.5%
	Russ Micro	6.0%	0.5%	5.4%	-0.1%	4.5%	0.7%	7.6%	-2.9%	6.8%				31.9%	64.6%
	Alpha	-0.8%	2.1%	-0.8%	1.8%	2.3%	3.4%	0.9%	2.6%	-0.2%				11.9%	14.2%
Beta (vs.R2000)	3.2%	0.5%	2.5%	-0.6%	2.0%	-0.3%	3.0%	-1.5%	2.2%				11.5%	18.5%	
Net Exp	54%	56%	55%	53%	48%	34%	52%	46%	36%				48%	41%	
Gross Long	80%	86%	79%	70%	67%	55%	65%	65%	53%				69%	66%	

* Performance and other quantified metrics shown here are for the EGRV (Emerging Growth with Reduced Volatility) Strategy. Performance metrics start on October 11, 2010, when Kalo Capital Management, LLC started to manage assets for a separately managed account referred to as "the tracking managed account", where Net assumes a 1.5% management fee and 20% performance fee. Performance numbers represent the tracking managed account until March 1, 2011, when the Kalo Capital Management, LP fund was launched. 'Gross' represents the gross performance before management and performance fees, but after expensing audit and administrator fees for the hedge fund. 'Net' represents performance net of a 1.5% management fee and 20% performance fee. 'Net Exp' and 'Gross Exp' represent the average net and gross exposure over the time period, where inverse ETFs are calculated as short exposure and any ultra ETFs are adjusted to reflect the multiple of its exposure. 'Russ2000' represents the Russell 2000 index. 'EEM' is the MSCI Emerging Markets Index Fund. 'Russ Micro' is the IWC - Russell Microcap Index. 'Alpha' and 'Beta' represent the portion of monthly returns generated by net exposure to the market based on the Russell 2000 (beta), and the additional alpha return.

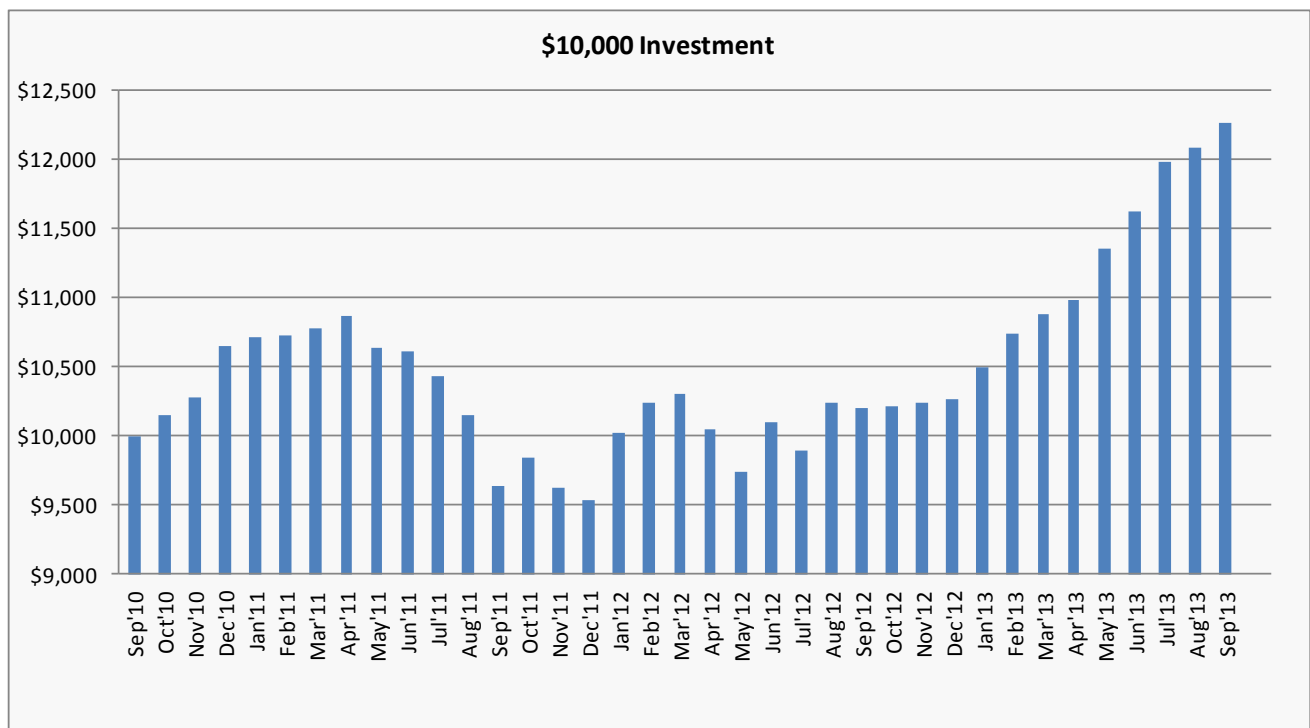
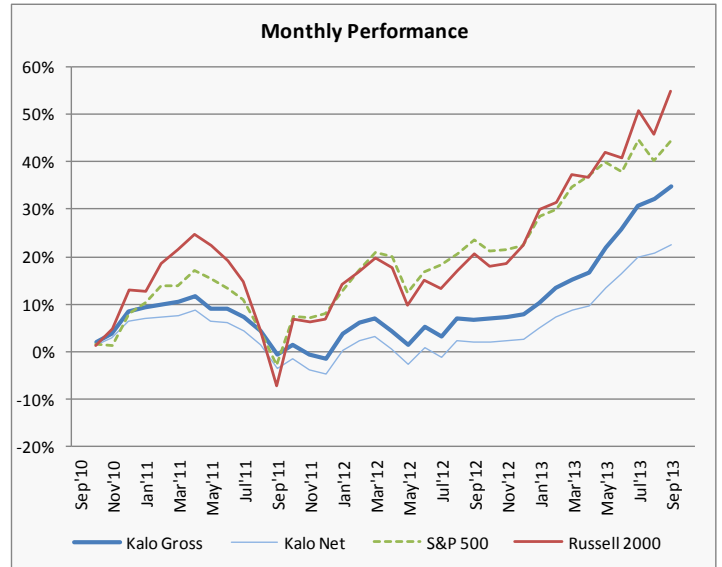
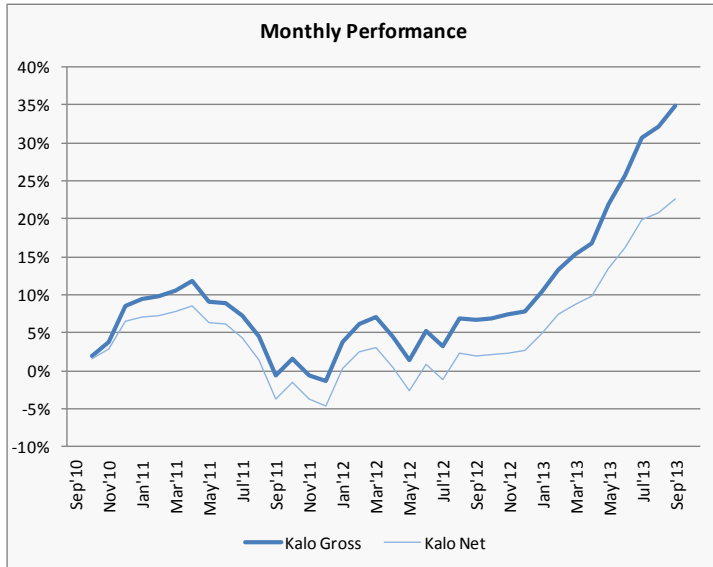
KALO CAPITAL MANAGEMENT, LP

Assets Under Management - Emerging Growth with Reduced Volatility

Kalo Capital Management, LLC AUM (\$M)	
LP Fund (EGRV)	\$4.3
Separately Managed Accounts (EGRV)	\$4.2
Total AUM EGRV Strategy	\$8.4

Note: Kalo Capital Management, LLC also manages separately managed accounts using a Global Growth Strategy and a Trading Strategy. These strategies sometimes invest in the same positions as those held by EGRV strategy (Emerging Growth with Reduced Volatility) used by the Kalo Capital Management, LP fund. The Fund utilizes several methods to ensure all accounts are treated equally.

Historical Performance - Emerging Growth with Reduced Volatility



KALO CAPITAL MANAGEMENT, LP

OVERVIEW OF KALO CAPITAL MANAGEMENT

Background

Steven Friedman is the founder and Chief Investment Officer of Kalo Capital Management, LLC ("Kalo"), and manages a long/short equity strategy focused on emerging growth opportunities. Kalo manages the Kalo Capital Management, LP fund ("The Fund"), as well as separately managed accounts.

Strategy

The Fund utilizes an Emerging Growth with Reduced Volatility ("EGRV") strategy, developed by the Chief Investment Officer over the last decade. The EGRV strategy primarily focuses investments on US listed emerging growth companies characterized by large open-ended growth opportunities, disruptive technologies, disruptive business models, or changing industry dynamics. These investments may occur in any sector but are commonly in the following sectors: internet, technology, media, telecom, alternative energy, medical devices, and manufacturing. In addition, the Fund will opportunistically trade these and/or other stocks long and short that it believes are temporarily undervalued or overvalued. This trading overlay is intended to create additional alpha performance and help smooth returns. The Fund reduces portfolio volatility through a variety of means including: i) adhering to many investment criteria for positions to limit downside risk on an investment-specific and portfolio basis; and ii) combining the emerging growth investments with other less correlated long and short positions.

The Fund believes there is more potential for consistent, outsized returns in long positions over time as companies grow. Thus, the Fund favors having a net long exposure. However, the Fund also looks to hedge these long positions with index and company-specific short exposed positions to create additional alpha, smooth returns and limit drawdowns. This risk control enables the Portfolio Manager to take advantage of market contractions.

The majority of the Fund's positions will be in equities. Derivatives are used opportunistically in order to: make an investment with extremely high volatility, create a hedge to a specific position or portion of the portfolio, or to gain additional exposure to an idea.

Investment Philosophy

The Fund's objective is to produce relatively low volatility returns with consistent alpha primarily by identifying emerging growth opportunities that are fundamentally mispriced by the market. Throughout many industries, companies bring products/services to the market that have the opportunity for extremely fast-paced growth. Many of these opportunities are caused by the introduction of disruptive technologies, disruptive business models, and changing industry dynamics. When these transforming events occur, the Fund believes well managed companies positioned properly can achieve superior growth and offer the opportunity for attractive stock returns.

The Portfolio Manager believes that the market often misprices these emerging growth stories. This provides the Fund the opportunity to build positions when it believes that the general market is not appropriately valuing the stock. This opportunity is often caused by the following:

- **The market broadly values companies on near term results, disregarding longer term results.** The market focuses on valuation multiples looking out 1-2 years, initially disregarding the following years. However, many of these opportunities see accelerating EPS growth 2-4 years out, driven by operating leverage and economies of scale, which

KALO CAPITAL MANAGEMENT, LP

the market overlooks. By establishing an investment before the market focuses on these outer years, I believe that the Fund may earn consistent alpha .

- **The investor community often develops unrealistic financial expectations.** These inflated expectations can be caused by a lack of industry understanding, irrational exuberance, and management hype. This creates opportunities for short sale investments.
- **Sell-side analysts often don't recognize or acknowledge the sales growth and/or leverage impact that can occur during certain inflection points.** The Fund believes that sell-side analysts will generally only be comfortable forecasting a certain amount of fundamental growth, even when evidence points to more significant growth, in order to not be recognized as overly bullish. This situation often leads to companies significantly exceeding earnings expectations, despite the stock being known by the investment community.
- **The broader market often over-reacts to positive or negative events.** These over-reactions cause dramatic stock price movements, which may create opportunities with relatively low downside risk when a stock is overly depressed as well as short opportunities when a stock is inflated.
- **Many emerging growth companies are not well known by the broader market.** Many emerging growth companies are under followed by sell-side analysts, and thus are either unknown or not well understood by the investor community. Discovering these companies before the general market creates the opportunity to make an investment while it is undervalued.

The Fund believes that traditionally investments focused in this space have been characterized by attractive returns accompanied by very high volatility. The Portfolio Manager believes it is possible to capture most of these inherent returns with reduced volatility by using a balanced, diversified, and hedged portfolio approach, supported by rigorous fundamental and stock technical analysis. The Fund will also utilize options to control downside risk. The Fund targets absolute performance with low drawdowns, but expects better absolute performance in up or flat markets, than in down markets.

Investments

Fundamental Longs and Calls: Emerging Growth Opportunities

The Fund believes emerging companies with good business models create an excellent investment vehicle for outsized returns. The future earnings power of companies with certain key characteristics are often under-appreciated, creating the investment opportunity. The key characteristics the Fund looks for include:

- Large open-ended growth opportunity
- Markets with low, but growing penetration
- Demonstrated traction with their customer base
- Leading market share
- Significant barriers to entry
- Profitable business model with significant operating leverage
- Recurring revenues
- Sufficient capital
- Potential for above average returns based on future market multiples, combined with limited downside risk
- Good technical trading pattern

KALO CAPITAL MANAGEMENT, LP

Fundamental Shorts and Puts: Deteriorating or Flawed Fundamentals

The Fund primarily looks for two types of fundamental bearish positions: i) emerging growth companies that the Portfolio Manager feels are fundamentally flawed and likely to decline; and ii) companies impacted by industry changes such as increasing competition or shifting demand; . As industries change, many companies' products/services become inferior to ramping new technologies. When this momentum occurs, these companies often face significant challenges and suffer from dramatic reductions to their earnings power. The Fund looks to short these names when the investment community does not fully realize this market shift is occurring, or how significantly it may hurt the earnings power of the company.

Trading Opportunities

The Fund identifies and invests in opportunistic trading opportunities. Positions are typically made in equities, where a positive catalyst is expected, or it can benefit from the following two philosophies: 1) purchasing stocks that are in the early stages of a larger move upward, driven by fundamental good news, or 2) purchasing stocks that have been excessively sold off after disappointment or bad news where the Fund expects some of the losses to be recovered. This same strategy is used for shorting stocks, under the opposite circumstances. The Fund strongly consider the fundamental and technical downside risk to positions, the liquidity, and sizes positions accordingly in order to limit potential losses. The Fund generally avoid holding positions entering a quarterly earnings report when significant bad news can hit the stock and not provide an opportunity to exit a position before making a significant move, unless the stock is at strong support levels and large losses are highly unlikely. The Fund will also look to exit individual positions that are causing losses, in order to limit our losses in any one name. These opportunistic investments tend to be of shorter duration than the fundamental emerging growth positions and occur on both the long and short side.

Hedges

The Fund often hedges long positions with index and company specific short exposed positions, in order to limit drawdowns when the stock market contracts. A portion of these hedges typically consist of index ETFs.

Risk Management

The Fund uses a variety of methods to control risk. On an individual stock basis, the Fund sets a maximum position size, with lower limits for stocks that are more volatile and less liquid. The Fund will also utilize options to enter positions in cases of extreme short term volatility. The Fund utilizes soft stop loss controls to limit losses from money losing positions.

In addition to controlling risk on an individual stock basis, the Portfolio Manager further reduces volatility and downside risk through diversification and by running a balanced portfolio. The portfolio maintains a balance by spreading exposure across a wide breadth of geographies, industries, valuation levels, beta levels, and risk levels. The Portfolio Manager will also limit the Fund's aggregate exposure to investments that are more speculative and could have significant downside risks.

The Fund utilizes a variety of risk analyses created internally and in conjunction with the Prime Broker, and regularly monitors exposure levels in order to ensure portfolio downside risk stays at controlled levels.

KALO CAPITAL MANAGEMENT, LP

Steven D. Friedman, CFA Background

Steven D. Friedman is the founder and Chief Investment Officer of Kalo Capital Management, LLC and Kalo Capital Management, LP. Prior to founding Kalo in 2010, he spent ten years in the hedge fund industry as a Portfolio Manager and Senior Analyst, focused on the Emerging Growth space. Mr. Friedman was Portfolio Manager at Manalapan Oracle Advisers (2009-2010), Proprietary Trader at Madoff Securities (Aug-Dec 2008), Portfolio Manager at Pequot Capital Management within the Emerging Manager program (2006-2008), senior analyst at Feirstein Capital Management (2001-2006), and financial analyst at Lazard Frères & Co. (1996-1998). Steven is also an executive with Potomac Partners, LP, a family fund of funds within his family, and with ABF Enterprises Inc., the general partner of that fund of funds. Mr. Friedman earned a BBA from the University of Michigan (1996) and a MBA from Columbia Business School (2001). Steven has also been a CFA Charterholder since 2005 and is a Registered Investment Adviser in New Jersey.

LEGAL DISCLAIMER

This document is intended for information purposes only. It is not an invitation or offer to purchase interests in any Fund. Any representation to the contrary is not permitted.

Performance and other quantified metrics shown here are estimates. Actual investor returns will differ. Past performance is not necessarily indicative of future results.

Any Fund or investment involves risk. Potential investors must familiarize themselves with the offering materials related to such investment and must meet certain investment sophistication levels in order to make such investments and must be able to fully absorb the risk associated with such investments. The Offering Memorandum for the Fund and related Subscription Agreement and Limited Partnership Agreement will be made available to those who demonstrate the capacity to evaluate the risks and merits of this investment.

The past performance of any Fund or investment discussed herein is no indication of future results that may be achieved by an investment in the Fund. The Benchmark indices presented in these materials may or may not hold substantially similar securities to those held by the funds referred to herein, and thus, little correlation may exist between the Funds' historic return and those such indices and there is no guarantee that any correlation which may have existed will continue to do so in the future.

This document is produced solely for the specified recipient. Furthermore by accepting this information, you agree not to transmit, reproduce or make available to any other person all or any part of this information.