

KALO CAPITAL MANAGEMENT, LP

September 3, 2013

Monthly Report - Kalo Emerging Growth with Reduced Volatility Strategy

Dear Investor:

For the month ended August 31, 2013, the Kalo Capital Management, LP fund gained 1.2% on a gross basis (+0.8% net), versus a loss of 3.3% for the Russell 2000.

Historical Performance - Emerging Growth with Reduced Volatility

		Jan	Feb	Mar	Apr	May	Jun	Jul	Aug	Sep	Oct	Nov	Dec	Year	Incep.
2013	Gross	2.3%	2.6%	1.6%	1.3%	4.4%	3.1%	3.9%	1.2%					22.4%	33.1%
	Net	2.2%	2.1%	1.2%	0.9%	3.4%	2.4%	3.0%	0.8%					17.3%	21.5%
	Russ2000	6.2%	1.0%	4.4%	-0.4%	3.9%	-0.7%	6.9%	-3.3%					19.0%	45.7%
	S&P500	5.0%	1.1%	3.6%	1.8%	2.1%	-1.5%	4.9%	-3.1%					14.5%	40.2%
	EEM	-0.3%	-2.3%	-1.0%	1.2%	-4.8%	-5.3%	1.3%	-2.5%					-13.1%	-12.8%
	Russ Micro	6.0%	0.5%	5.4%	-0.1%	4.6%	0.7%	7.6%	-2.9%					23.5%	54.1%
	Alpha	-0.8%	2.1%	-0.8%	1.8%	2.3%	3.4%	0.9%	2.6%					12.1%	14.5%
	Beta (vs.R2000)	3.2%	0.5%	2.5%	-0.6%	2.0%	-0.3%	3.0%	-1.5%					9.0%	15.9%
	Net Exp	54%	56%	55%	53%	48%	34%	52%	46%					50%	41%
	Gross Long	80%	86%	79%	70%	67%	55%	65%	65%					71%	66%

The Fund gained approximately 53 bps from long positions and gained 65 bps from short exposed positions. Gains were led by ChannelAdvisor (ECOM), Outerwall (OUTR), and Fleetmatics (FLTIX). ECOM is a recent IPO that provides ecommerce service to other retail merchants, and generates recurring revenue stream with significant operating leverage potential. It has many of the characteristics I commonly look for in emerging growth companies and was under recognized by the street. However, after reporting an excellent quarter, the awareness shot up and the stock made a dramatic run higher. I increased our position after the positive report and received an extra benefit from our already existing position for much of the run up. I have since completely exited our long position on the stock (and have a bearish near term view on it), simply because the valuation has gotten so stretched. This valuation stretch is also apparent in my opinion, in the manner the stock traded higher. It had several successive days of significant stock price increases higher - I believe this was caused simply by a supply/demand daily imbalance as new buyers wanted to purchase stock and few sellers were to be found, pushing the stock price higher without concern as to the actual stock price level and valuation. When this type of scenario occurs, I find the stock will typically retrace some of this move and come to lower levels, as excitement for the stock wanes.

Losses were led by Monster Worldwide (MWW), which retraced its move higher from the prior month. I still believe MWW to be undervalued, and continue to hold a small position.

As can be seen on the chart below, our longs gained in a weak market, while our shorts fell similar to the market, for the month.

	Bps Gain/Loss	Avg Exposure	Average Performance
Longs	53	65%	0.8%
Shorts	65	-19%	-3.4%
Russell 2000			-3.3%

My Recap and Expectations

KALO CAPITAL MANAGEMENT, LP

August proved to be a bumpy ride for the stock market, bouncing up and down, but trending down over the month. I am quite pleased to see the portfolio generate positive returns in a down market.

The economy continues to gradually improve, and I maintain my belief that this will continue. However, three significant risks hang over the market now which make me quite concerned about September.

- Number one of course is Syria. It seems that the U.S. is inching towards some military action towards Syria, which will likely result in a counter attack against Israel. I am quite concerned as to how this development will end, and have difficulty imagining a good ending. With an optimistic note, I am hopeful that the U.S. can reduce Syria's military capabilities, and that the aggression and feuds with Syria and their supporters dies down and the world moves on. However, I think that's unlikely. Where things do unfold and how heightened the potential back and forth military actions could become I don't know, but it clearly presents a significant risk to the stock market.
- Number two is the U.S. Congress and the looming budget battle. Here we are again, with the government needing an increase in its spending ability by sometime in October. It is expected that the Republican led House will use this as an opportunity to push for a renewed Budget debate. This does have the potential to be a positive event, if and when Congress and the President reach an agreement that improves the long term financial stability of the country..... however, getting there is a big 'if' and will likely take some time and angst to reach, if we get there at all.
- Number three is the rising interest rates in the U.S. caused by the expected reductions in Federal stimulus programs. While this is a continued risk in the market, I feel that this is likely already priced into the current stock market, and in fact expect stimulus reductions to come more slowly than the market fears.

As a result of the above, I maintain a cautious stance entering September with net and gross exposure levels on the lower end of the typical spectrum.

I appreciate your continued support.

Sincerely,



Steven D. Friedman, CFA
Founder and Chief Investment Officer

Please note that Kalo's expectations and strategy can change regularly and the views expressed here may change.

KALO CAPITAL MANAGEMENT, LP

Historical Performance -Emerging Growth with Reduced Volatility

		Jan	Feb	Mar	Apr	May	Jun	Jul	Aug	Sep	Oct	Nov	Dec	Year	Incep.
2010	Gross										2.0%	1.7%	4.6%	8.5%	8.5%
	Net										1.5%	1.3%	3.6%	6.5%	6.5%
	Russ2000										1.4%	3.4%	7.8%	12.9%	12.9%
	S&P500										1.6%	-0.2%	6.5%	7.9%	7.9%
	EEM										-0.3%	-2.9%	7.3%	3.9%	3.9%
	Russ Micro										2.2%	3.5%	9.5%	15.8%	15.8%
	Alpha										1.8%	-0.3%	1.3%	2.8%	2.8%
Beta (vs.R2000)										0.2%	2.0%	3.3%	5.5%	5.5%	
Net Exp										41%	57%	45%	48%	48%	
Gross Long										47%	71%	68%	62%	62%	
2011	Gross	0.8%	0.3%	0.7%	1.2%	-2.4%	-0.1%	-1.5%	-2.5%	-4.9%	2.3%	-2.1%	-0.8%	-8.6%	-0.8%
	Net	0.5%	0.2%	0.5%	0.9%	-2.0%	-0.2%	-1.6%	-2.7%	-5.0%	2.2%	-2.2%	-0.9%	-10.0%	-4.2%
	Russ2000	-0.3%	5.4%	2.4%	2.6%	-2.0%	-2.5%	-3.7%	-8.8%	-11.4%	15.0%	-0.5%	0.5%	-5.5%	6.8%
	S&P500	2.3%	3.2%	-0.1%	2.8%	-1.4%	-1.8%	-2.1%	-5.7%	-7.2%	10.8%	-0.5%	0.9%	0.0%	7.9%
	EEM	-3.8%	0.0%	6.3%	2.7%	-2.9%	-1.0%	-1.0%	-9.2%	-17.9%	16.3%	-2.0%	-4.3%	-18.8%	-15.6%
	Russ Micro	-1.8%	5.4%	2.6%	1.6%	-2.1%	-3.1%	-2.7%	-10.6%	-11.2%	13.7%	-1.1%	1.4%	-9.8%	4.4%
	Alpha	1.0%	-1.4%	-0.1%	0.1%	-1.4%	1.1%	-0.4%	0.1%	-1.0%	-0.4%	-0.9%	-0.9%	-4.2%	-1.5%
Beta (vs.R2000)	-0.2%	1.8%	0.8%	1.0%	-1.0%	-1.1%	-1.0%	-2.6%	-3.9%	2.7%	-1.2%	0.1%	-4.8%	0.5%	
Net Exp	40%	39%	39%	40%	38%	31%	35%	28%	30%	29%	27%	32%	34%	37%	
Gross Long	68%	65%	71%	75%	74%	71%	67%	63%	66%	60%	55%	55%	66%	65%	
2012	Gross	5.3%	2.3%	0.8%	-2.4%	-2.8%	3.7%	-1.9%	3.7%	-0.2%	0.2%	0.4%	0.5%	9.7%	8.8%
	Net	5.2%	2.2%	0.7%	-2.5%	-2.9%	3.6%	-2.0%	3.6%	-0.3%	0.1%	0.3%	0.3%	8.1%	3.6%
	Russ2000	7.0%	2.3%	2.4%	-1.6%	-6.7%	4.8%	-1.4%	3.2%	3.1%	-2.2%	0.4%	3.3%	14.6%	22.4%
	S&P500	4.4%	4.1%	3.1%	-0.7%	-6.3%	4.0%	1.3%	2.0%	2.4%	-2.0%	0.3%	0.7%	13.4%	22.4%
	EEM	11.0%	5.3%	-3.1%	-1.7%	-10.7%	5.0%	0.0%	0.4%	5.2%	-0.4%	1.6%	6.8%	19.0%	0.4%
	Russ Micro	8.7%	2.0%	4.1%	-1.7%	-6.6%	6.4%	-1.8%	2.7%	5.1%	-3.5%	0.2%	3.3%	19.5%	24.8%
	Alpha	2.5%	1.4%	0.0%	-1.9%	0.1%	2.2%	-1.6%	2.6%	-1.5%	1.4%	-0.3%	-1.2%	3.6%	2.1%
Beta (vs.R2000)	2.7%	0.9%	0.8%	-0.5%	-2.9%	1.4%	-0.3%	1.1%	1.3%	-1.1%	0.7%	1.7%	5.9%	6.3%	
Net Exp	44%	43%	40%	37%	39%	36%	35%	39%	43%	41%	45%	53%	41%	39%	
Gross Long	68%	71%	64%	55%	55%	57%	55%	59%	68%	72%	75%	83%	65%	65%	
2013	Gross	2.3%	2.6%	1.6%	1.3%	4.4%	3.1%	3.9%	1.2%					22.4%	33.1%
	Net	2.2%	2.1%	1.2%	0.9%	3.4%	2.4%	3.0%	0.8%					17.3%	21.5%
	Russ2000	6.2%	1.0%	4.4%	-0.4%	3.9%	-0.7%	6.9%	-3.3%					19.0%	45.7%
	S&P500	5.0%	1.1%	3.6%	1.8%	2.1%	-1.5%	4.9%	-3.1%					14.5%	40.2%
	EEM	-0.3%	-2.3%	-1.0%	1.2%	-4.8%	-5.3%	1.3%	-2.5%					-13.1%	-12.8%
	Russ Micro	6.0%	0.5%	5.4%	-0.1%	4.6%	0.7%	7.6%	-2.9%					23.5%	54.1%
	Alpha	-0.8%	2.1%	-0.8%	1.8%	2.3%	3.4%	0.9%	2.6%					12.1%	14.5%
Beta (vs.R2000)	3.2%	0.5%	2.5%	-0.6%	2.0%	-0.3%	3.0%	-1.5%					9.0%	15.9%	
Net Exp	54%	56%	55%	53%	48%	34%	52%	46%					50%	41%	
Gross Long	80%	86%	79%	70%	67%	55%	65%	65%					71%	66%	

* Performance and other quantified metrics shown here are estimates for the EGRV (Emerging Growth with Reduced Volatility) Strategy. Performance metrics start on October 11, 2010, when Kalo Capital Management, LLC started to manage assets for a separately managed account referred to as "the tracking managed account". Performance numbers represent the tracking managed account until March 1, 2011, when the Kalo Capital Management, LP fund was launched. 'Gross' represents the gross performance before fees. 'Net' represents performance net of a 1.5% management fee and 20% performance fee (Note: actual performance may differ slightly due to other expenses, such as audit fees). 'Net Exp' and 'Gross Exp' represent the average net and gross exposure over the time period, where inverse ETFs are calculated as short exposure and any ultra ETFs are adjusted to reflect the multiple of its exposure. 'Russ2000' represents the Russell 2000 index. 'EEM' is the MSCI Emerging Markets Index Fund. 'Russ Micro' is the IWC - Russell Microcap Index. 'Alpha' and 'Beta' represent the portion of monthly returns generated by net exposure to the market based on the Russell 2000 (beta), and the additional alpha return.

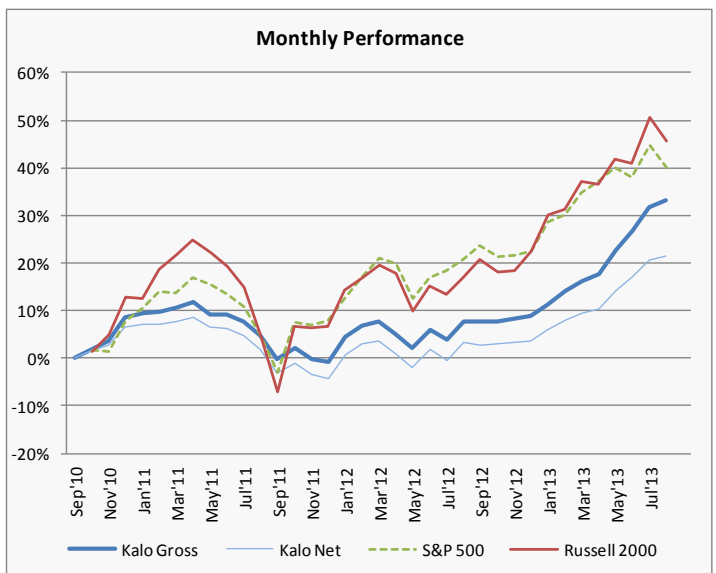
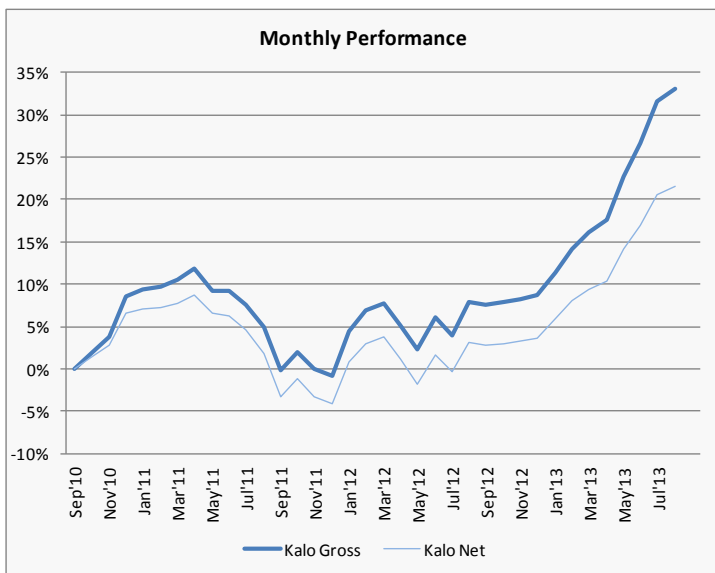
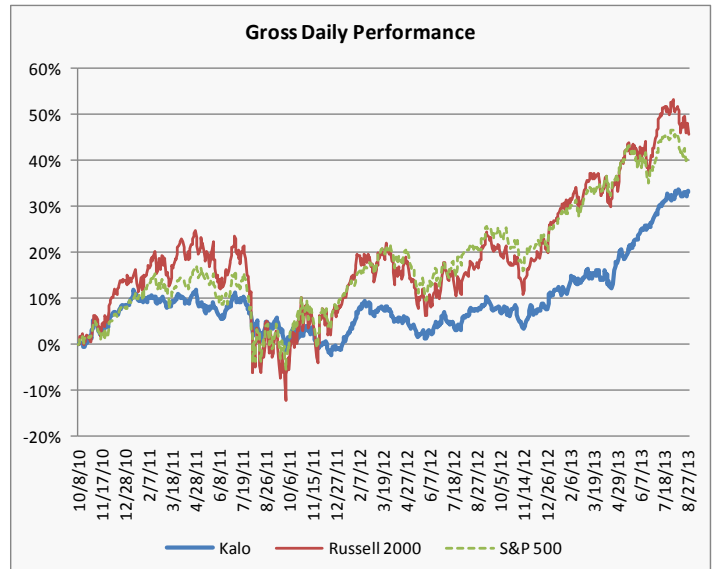
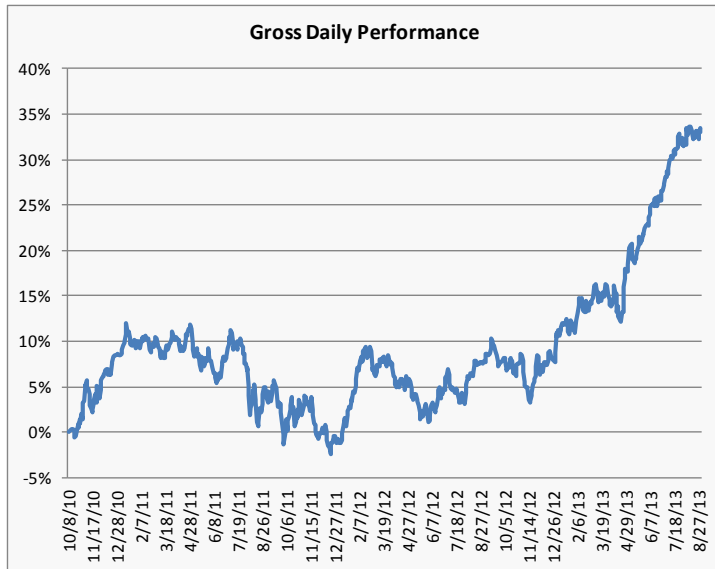
KALO CAPITAL MANAGEMENT, LP

Assets Under Management - Emerging Growth with Reduced Volatility

Kalo Capital Management, LLC AUM (\$M)	
LP Fund (EGRV)	\$4.1
Separately Managed Accounts (EGRV)	\$4.1
Total AUM EGRV Strategy	\$8.2

Note: Kalo Capital Management, LLC also manages separately managed accounts using a Global Growth Strategy and a Trading Strategy. These strategies sometimes invest in the same positions as those held by EGRV strategy (Emerging Growth with Reduced Volatility) used by the Kalo Capital Management, LP fund. The Fund utilizes several methods to ensure all accounts are treated equally.

Historical Performance - Emerging Growth with Reduced Volatility



KALO CAPITAL MANAGEMENT, LP

OVERVIEW OF KALO CAPITAL MANAGEMENT

Background

Steven Friedman is the founder and Chief Investment Officer of Kalo Capital Management, LLC ("Kalo"), and manages a long/short equity strategy focused on emerging growth opportunities. Kalo manages the Kalo Capital Management, LP fund ("The Fund"), as well as separately managed accounts.

Strategy

The Fund primarily focuses investments on US listed emerging growth companies characterized by large open-ended growth opportunities, disruptive technologies, disruptive business models, or changing industry dynamics. These investments may occur in any sector but are commonly in the following sectors: internet, technology, media, telecom, alternative energy, medical devices, and manufacturing. In addition, the Fund will trade other stocks long and short that it believes are temporarily undervalued or overvalued.

The Fund believes there is more potential for consistent, outsized returns in long positions over time as companies grow. Thus, the Fund favors having a net long exposure. However, the Fund also looks to hedge these long positions with index and company-specific short exposed positions to create additional alpha, smooth returns and limit drawdowns. This risk control enables the Portfolio Manager to take advantage of market contractions.

Bullish positions typically consist of fundamental positions and trading opportunities, while bearish positions consist of fundamental shorts, trading opportunities, and index hedges. The majority of the Fund's positions will be in equities. Derivatives are used opportunistically in order to: make an investment with extremely high volatility, create a hedge to a specific position or portion of the portfolio, or to gain additional exposure to an idea.

Investment Philosophy

The Fund's objective is to produce relatively low volatility returns with consistent alpha primarily by identifying emerging growth opportunities that are fundamentally mispriced by the market. Throughout many industries, companies bring products/services to the market that have the opportunity for extremely fast-paced growth. Many of these opportunities are caused by the introduction of disruptive technologies, disruptive business models, and changing industry dynamics. When these transforming events occur, the Fund believes well managed companies positioned properly can achieve superior growth and offer the opportunity for attractive stock returns.

The Portfolio Manager believes that the market often misprices these emerging growth stories. This provides the Fund the opportunity to build positions when it believes that the general market is not appropriately valuing the stock. This opportunity is often caused by the following:

- **The market broadly values companies on near term results, disregarding longer term results.** The market focuses on valuation multiples looking out 1-2 years, initially disregarding the following years. However, many of these opportunities see accelerating EPS growth 2-4 years out, driven by operating leverage and economies of scale, which the market overlooks. By establishing an investment before the market focuses on these outer years, I believe that the Fund may earn consistent alpha .

KALO CAPITAL MANAGEMENT, LP

- **The investor community often develops unrealistic financial expectations.** These inflated expectations can be caused by a lack of industry understanding, irrational exuberance, and management hype. This creates opportunities for short sale investments.
- **Sell-side analysts often don't recognize or acknowledge the sales growth and/or leverage impact that can occur during certain inflection points.** The Fund believes that sell-side analysts will generally only be comfortable forecasting a certain amount of fundamental growth, even when evidence points to more significant growth, in order to not be recognized as overly bullish. This situation often leads to companies significantly exceeding earnings expectations, despite the stock being known by the investment community.
- **The broader market often over-reacts to positive or negative events.** These over-reactions cause dramatic stock price movements, which may create opportunities with relatively low downside risk when a stock is overly depressed as well as short opportunities when a stock is inflated.
- **Many emerging growth companies are not well known by the broader market.** Many emerging growth companies are under followed by sell-side analysts, and thus are either unknown or not well understood by the investor community. Discovering these companies before the general market creates the opportunity to make an investment while it is undervalued.

The Fund believes that traditionally investments focused in this space have been characterized by attractive returns accompanied by very high volatility. The Portfolio Manager believes it is possible to capture most of these inherent returns with reduced volatility by using a balanced, diversified, and hedged portfolio approach, supported by rigorous fundamental and stock technical analysis. The Fund will also utilize options to control downside risk. The Fund targets absolute performance with low drawdowns, but expects better absolute performance in up or flat markets, than in down markets.

Investments

Fundamental Longs and Calls: Emerging Growth Opportunities

The Fund believes emerging companies with good business models create an excellent investment vehicle for outsized returns. The future earnings power of companies with certain key characteristics are often under-appreciated, creating the investment opportunity. The key characteristics the Fund looks for include:

- Large open-ended growth opportunity
- Markets with low, but growing penetration
- Demonstrated traction with their customer base
- Leading market share
- Significant barriers to entry
- Profitable business model with significant operating leverage
- Recurring revenues
- Sufficient capital
- Potential for above average returns based on future market multiples, combined with limited downside risk
- Good technical trading pattern

KALO CAPITAL MANAGEMENT, LP

Fundamental Shorts and Puts: Deteriorating or Flawed Fundamentals

The Fund primarily looks for two types of fundamental bearish positions: i) emerging growth companies that the Portfolio Manager feels are fundamentally flawed and likely to decline; and ii) companies impacted by industry changes such as increasing competition or shifting demand; . As industries change, many companies' products/services become inferior to ramping new technologies. When this momentum occurs, these companies often face significant challenges and suffer from dramatic reductions to their earnings power. The Fund looks to short these names when the investment community does not fully realize this market shift is occurring, or how significantly it may hurt the earnings power of the company.

Trading Opportunities

The Fund opportunistically invests in stocks that may have imminent catalysts, have had dramatic price fluctuations, or other timely traits. Occasionally, the Fund recognizes imminent potential catalysts that it believes will impact near term stock prices. Stocks that see dramatic price fluctuations in either direction often are exaggerated and create the opportunity for a quick rebound to earlier levels. These opportunistic investments tend to be of shorter duration than the fundamental positions and occur on both the long and short side.

Hedges

The Fund often hedges long positions with index and company specific short exposed positions, in order to limit drawdowns when the stock market contracts. A portion of these hedges typically consist of index ETFs.

Steven D. Friedman, CFA Background

Steven D. Friedman is the founder and Chief Investment Officer of Kalo Capital Management, LLC and Kalo Capital Management, LP. At Kalo, Steven directly manages client accounts and a hedge fund utilizing the Emerging Growth with Reduced Volatility ("EGRV") strategy he developed over the last decade. The EGRV strategy primarily focuses investments on US listed emerging growth companies characterized by large open-ended growth opportunities, disruptive technologies, disruptive business models, or changing industry dynamics. Prior to founding Kalo in 2011, he spent ten years in the hedge fund industry as a Portfolio Manager and Senior Analyst, focused on the Emerging Growth space, initially as an analyst at Feirstein Capital Management, and subsequently as a Portfolio Manager in the Emerging Managers Program at Pequot Capital, and later as a Portfolio Manager and Partner at Manalapan Oracle Advisers. Prior to the hedge fund industry, Steven was an investment banker at Lazard Freres & Co, LLC. Steven has an MBA from Columbia University and BBA from the University of Michigan. He has been a CFA Charterholder since 2005 and is a Registered Investment Adviser in New Jersey.

KALO CAPITAL MANAGEMENT, LP

LEGAL DISCLAIMER

This document is intended for information purposes only. It is not an invitation or offer to purchase interests in any Fund. Any representation to the contrary is not permitted.

Performance and other quantified metrics shown here are estimates. Actual investor returns will differ. Past performance is not necessarily indicative of future results.

Any Fund or investment involves risk. Potential investors must familiarize themselves with the offering materials related to such investment and must meet certain investment sophistication levels in order to make such investments and must be able to fully absorb the risk associated with such investments. The Offering Memorandum for the Fund and related Subscription Agreement and Limited Partnership Agreement will be made available to those who demonstrate the capacity to evaluate the risks and merits of this investment.

The past performance of any Fund or investment discussed herein is no indication of future results that may be achieved by an investment in the Fund. The Benchmark indices presented in these materials may or may not hold substantially similar securities to those held by the funds referred to herein, and thus, little correlation may exist between the Funds' historic return and those such indices and there is no guarantee that any correlation which may have existed will continue to do so in the future.

This document is produced solely for the specified recipient. Furthermore by accepting this information, you agree not to transmit, reproduce or make available to any other person all or any part of this information.